



**SEAL**  
CONSERVATION  
SOCIETY



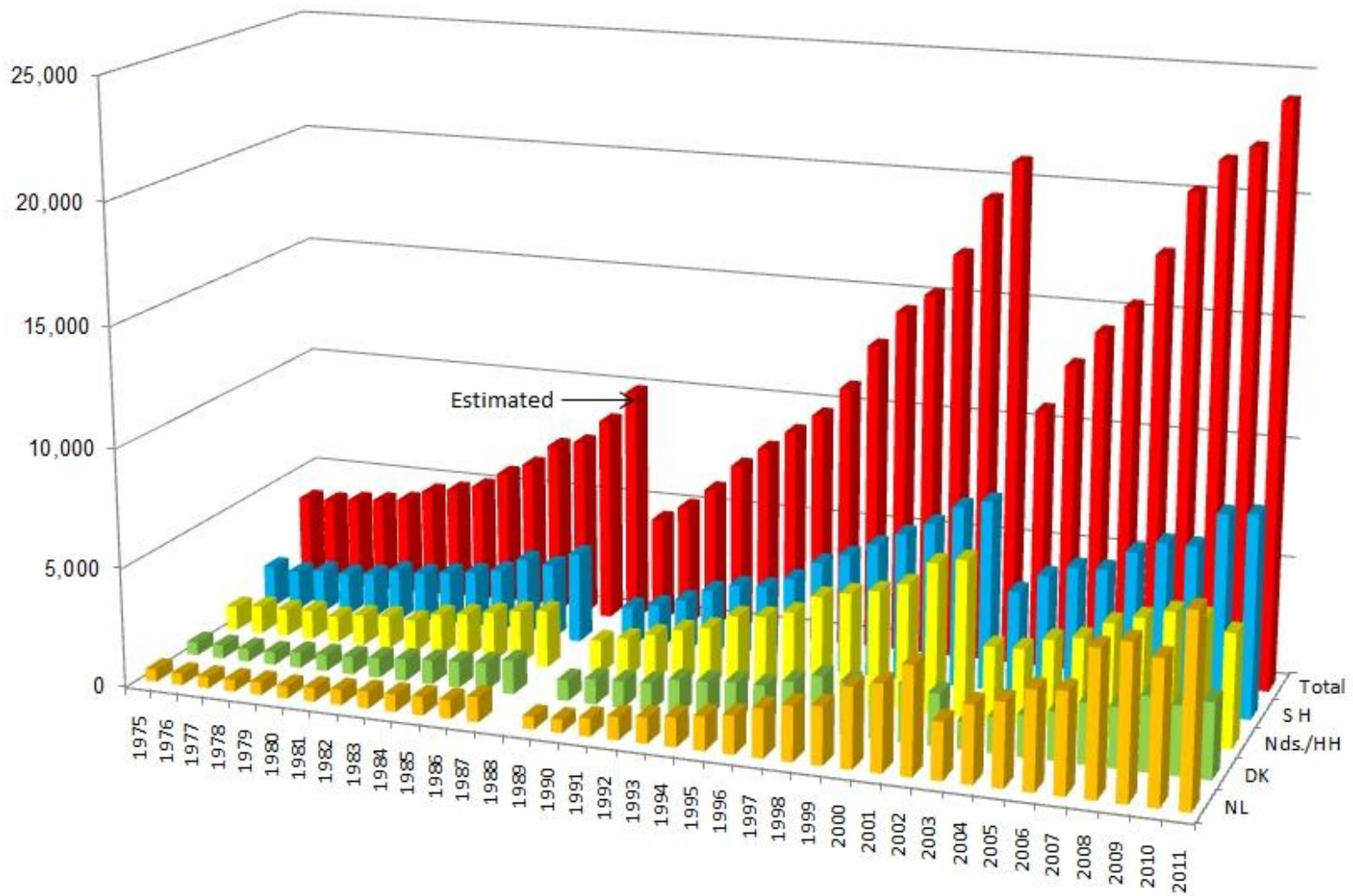
**Overview of population growth  
and health status of the  
harbour seal population in the  
southern North Sea**

The total Wadden Sea population at the turn of the 19<sup>th</sup> century has been estimated at c. 37,000, including about 11,500 in the Dutch Delta area, but was severely depleted by hunting until 1962 (Wolff, 2005) and then due to PCB contamination levels during the 1960s-1980s, particularly in Dutch waters (Reijnders, 1982; 1986).

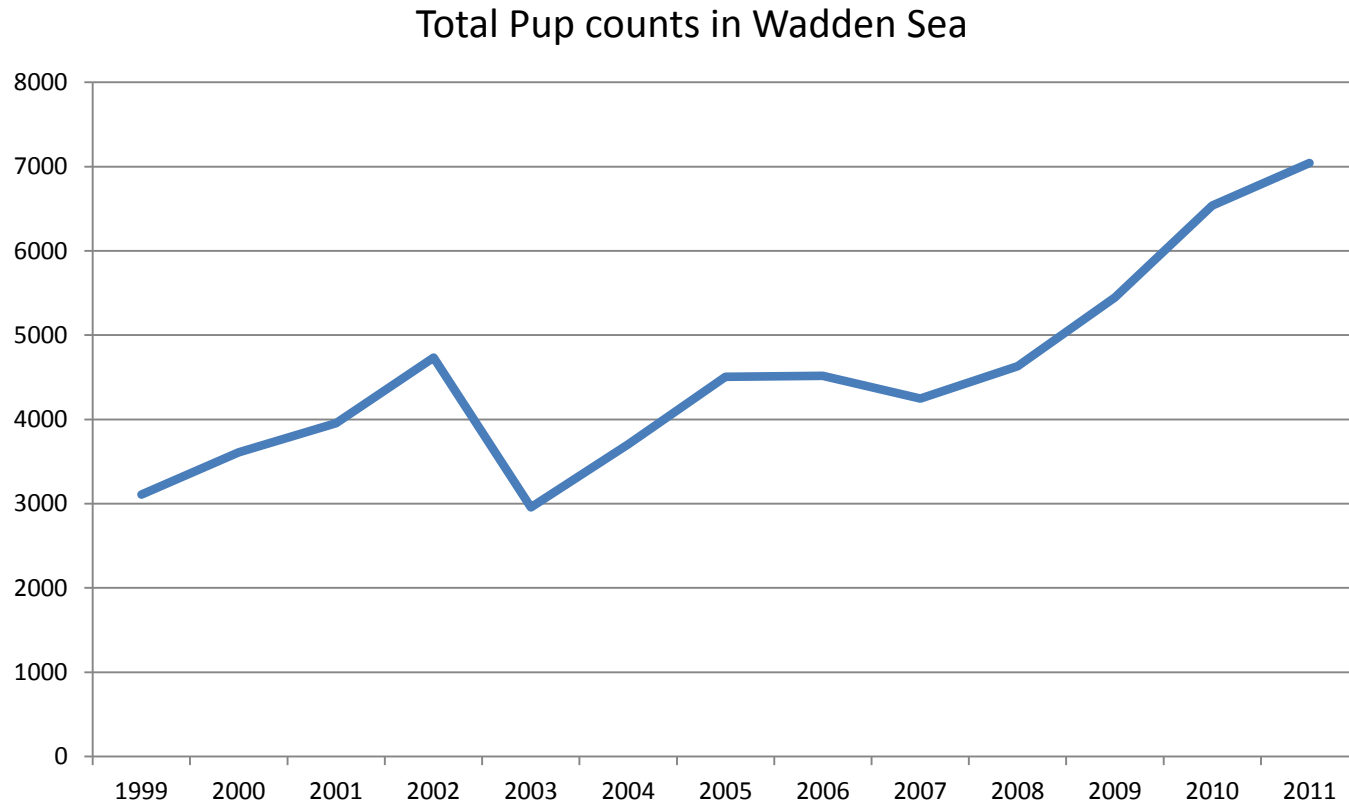
Further large-scale mortalities occurred due to the 1988 and 2002 PDV epizootics (Harkonen et al, 2006) and by 1989 there were estimated to be only c.500 seals left in the Dutch Wadden Sea (Toorn, 1996) and fewer than 10 in the Dutch delta area (Witte et al., 1998). The harbour seals are now legally protected under the 1990 International Wadden Sea Agreement, the principle aim of which is to achieve and maintain a favourable conservation status for the harbour seal population in the Wadden Sea.

Following the 1988 epizootic the average annual rate of increase 1989-94 was 16%, which was highest in the Netherlands (21%). The estimated total Wadden Sea population was estimated at c. 8,800 seals in 1994 (Reijnders et al., 1998), of which c. 25% were in Dutch waters (Ries et al., 1998). The pre-2002 epizootic population level was 19,383 seals, but the population count in 2003 was only 10,800. Since then numbers have increased annually by 12% p.a. to 21,571 seals in 2009 (Reijnders et al., 2009) and 24,118 in 2011 (Brasseur et al, 2011).

# Number of Counted Harbour Seals in the Wadden Sea since 1975



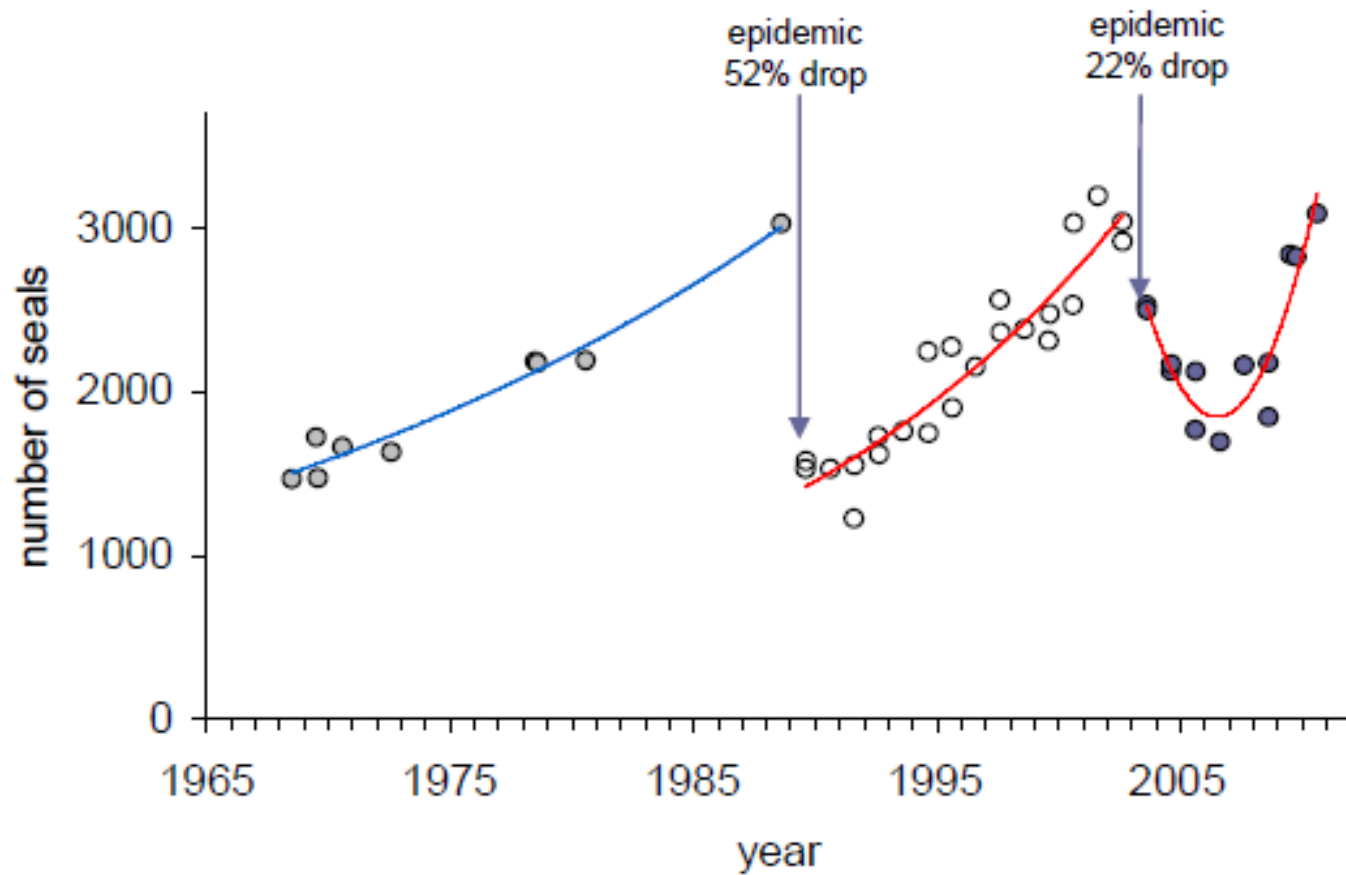
Pup counts fell in 2003 following the 2002 PDV epizootic, but increased since



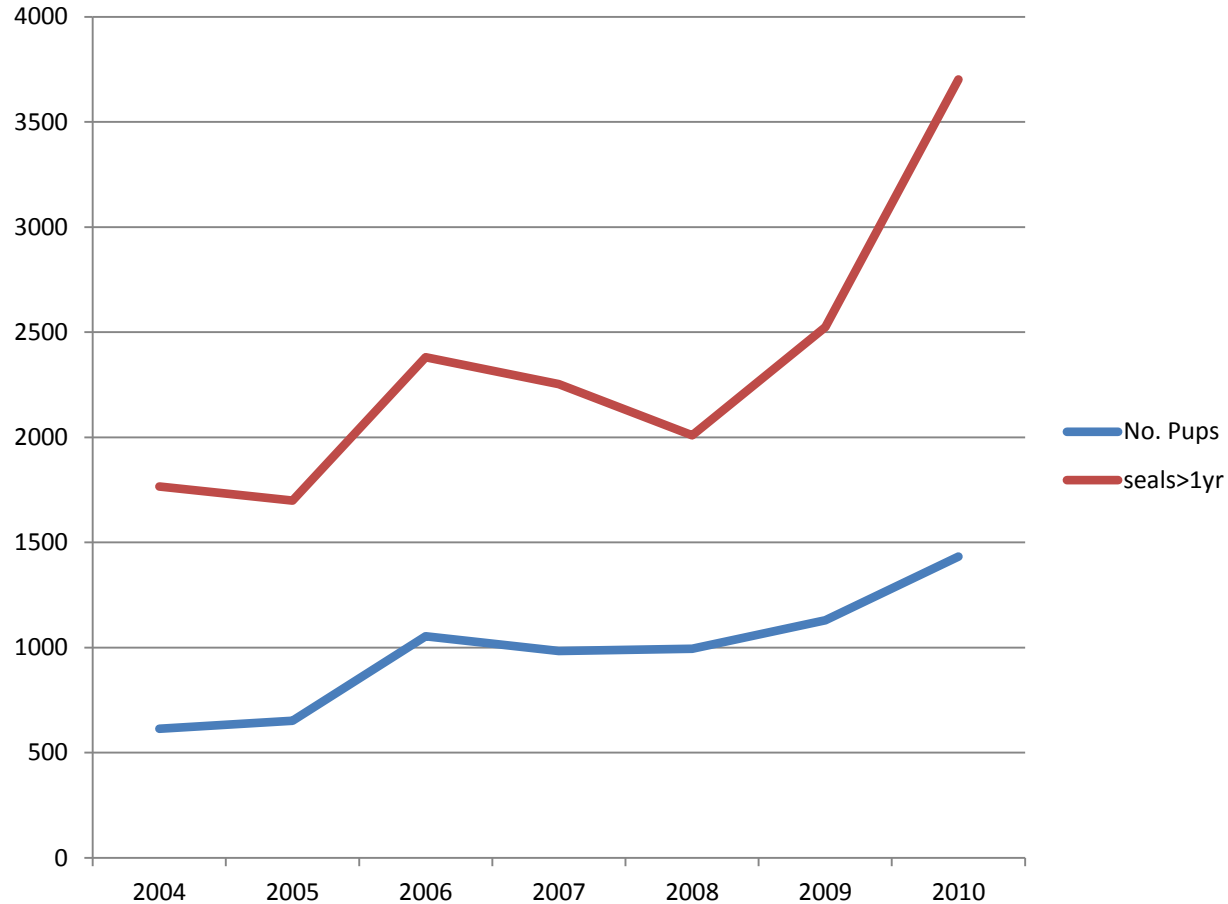
Pup count data from TSEG reports on Common Seals in the Wadden Sea

<http://www.waddensea-secretariat.org/news/news/Seals/Annual-reports/>

# harbour seals in The Wash

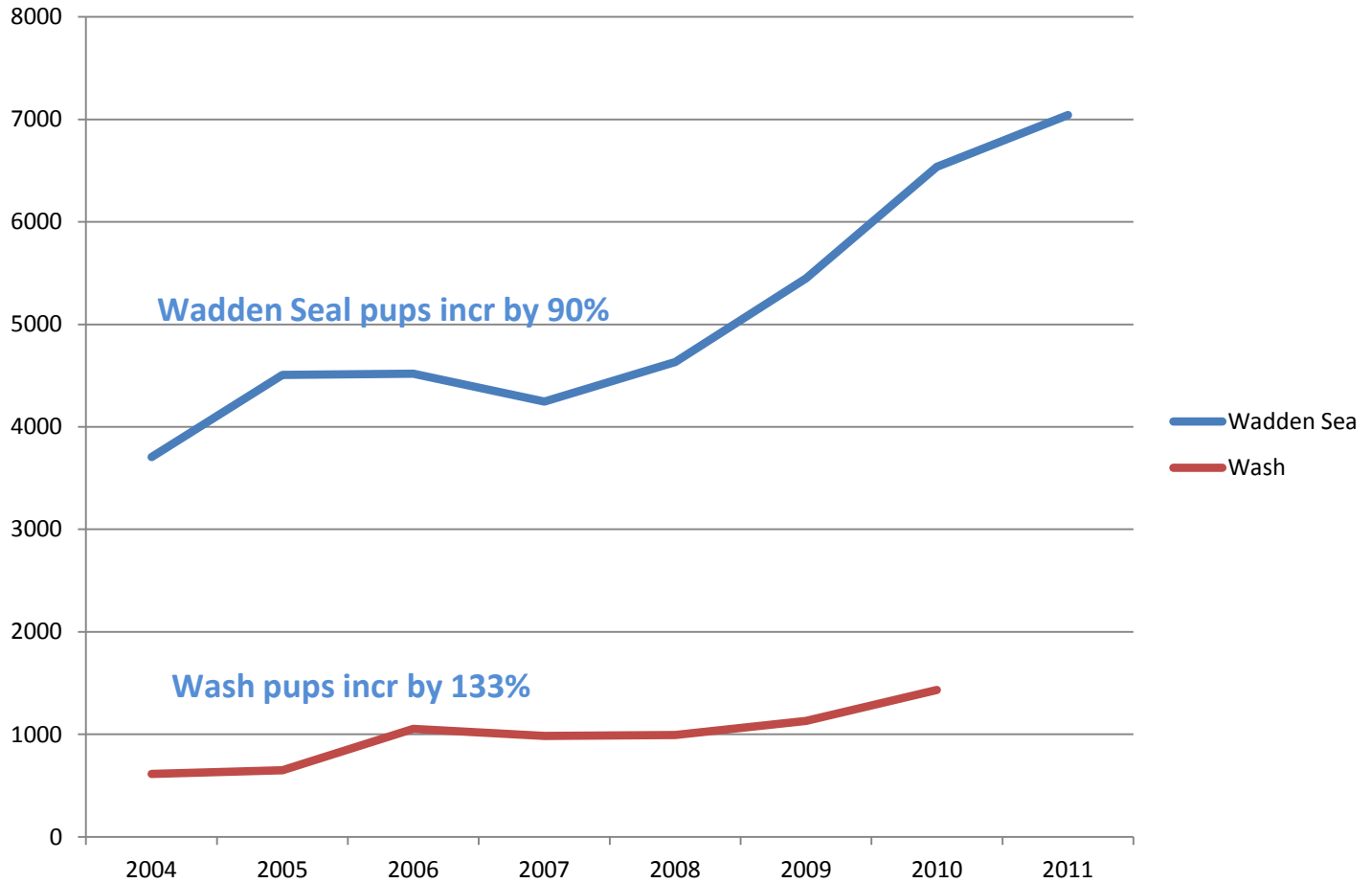


## Counts in the Wash – early July – Thompson, 2011)



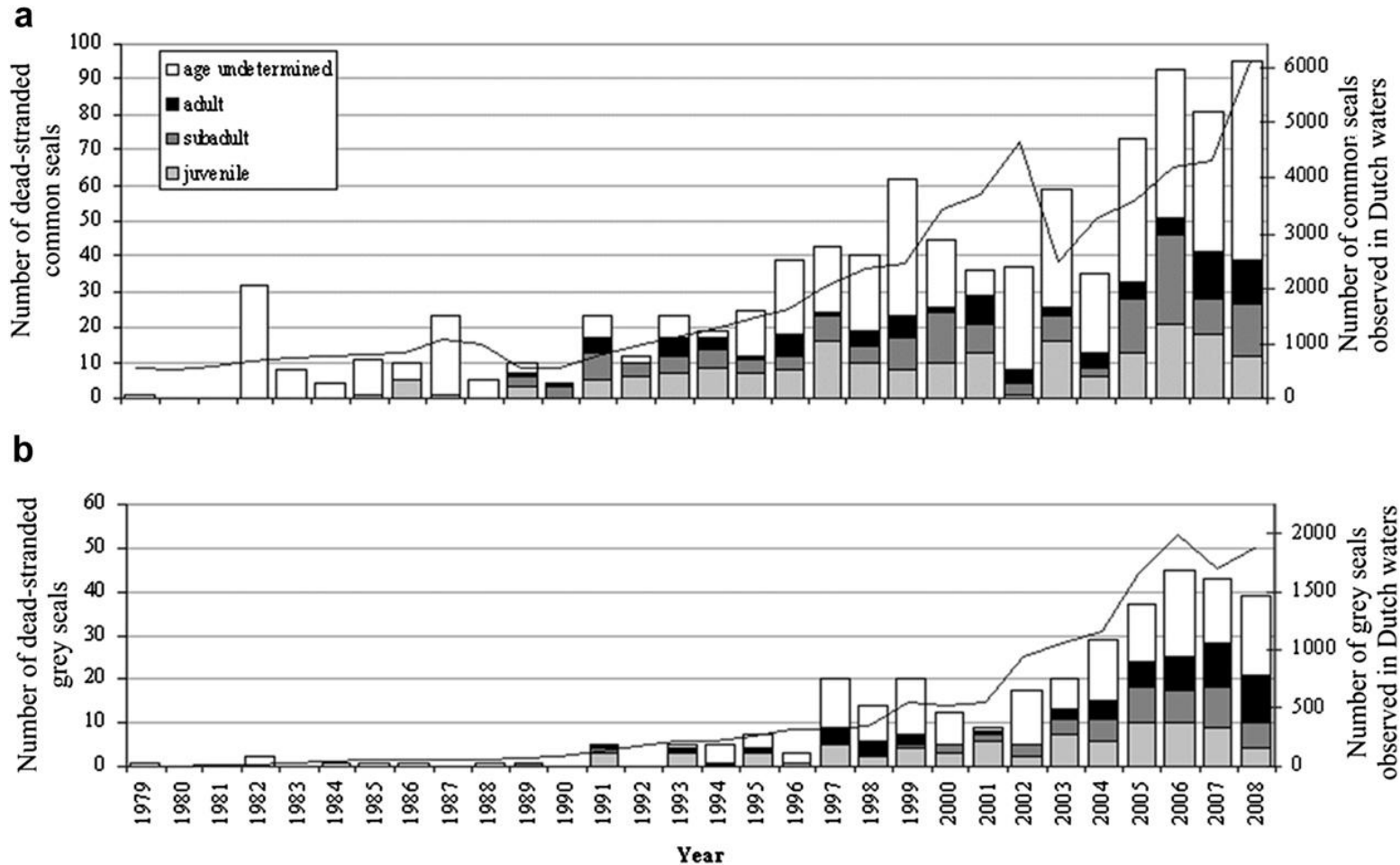
Pups were widely distributed – present at all occupied sites in 2010.  
Pup production not increasing as rapidly as seen in Wadden Sea

## Comparison of pup counts in the Wadden Sea and the Wash



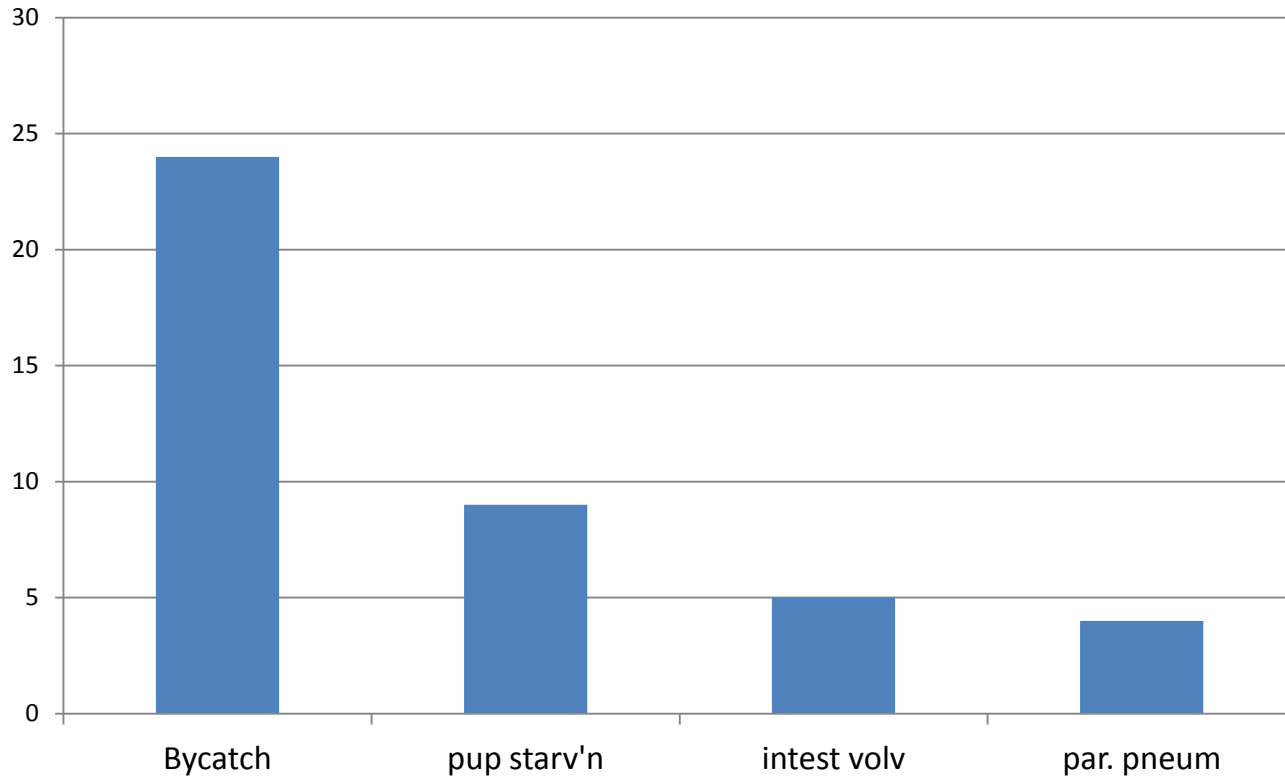
# HEALTH STATUS OF HARBOUR SEALS IN WADDEN SEA

No. dead-stranded seals in the Dutch Wadden Sea (1979-2008) (Osinga et al, 2012)





**Dutch Wadden Sea harbour seals: most frequent causes of death (%)**



From Osinga et al (2012)

No significant changes over time detected.



**SEAL**  
CONSERVATION  
SOCIETY



The proportion of causes of live seal strandings differ from dead-seal strandings, being principally orphan pups and post-weaning pups with parasitic bronchopneumonia.

For live-stranded pups there was an apparent increase in parasitic pneumonia: 0-30/year for 1971-97, 30-160/year for 1998-2009 and 400 for 2009/10.

Osinga et al, 2012

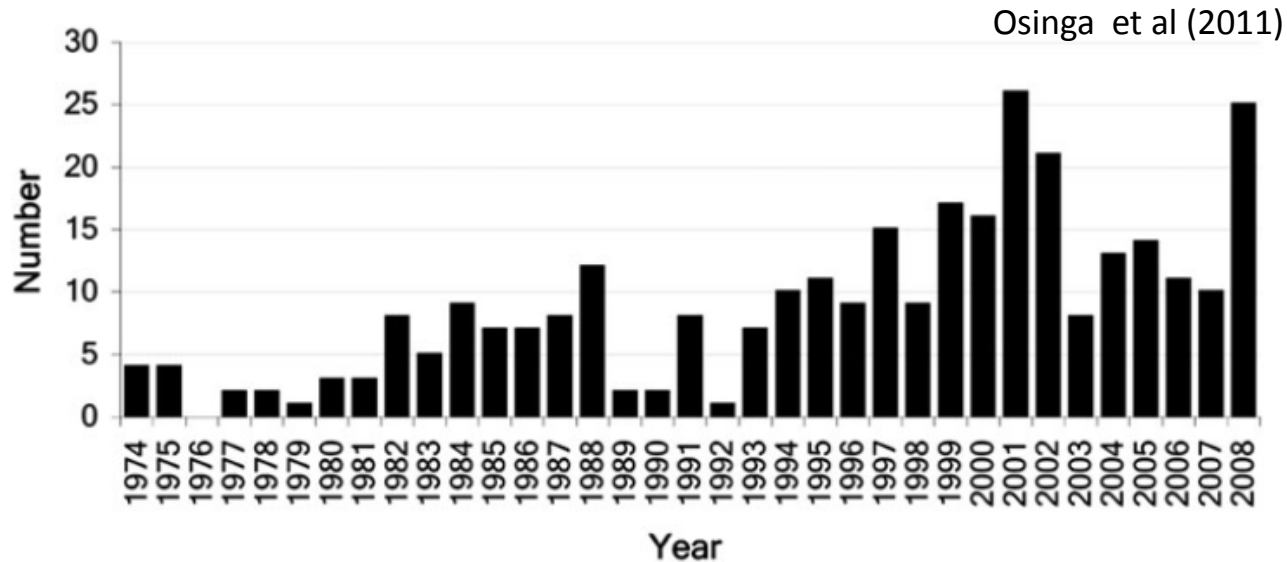


**SEAL**  
CONSERVATION  
SOCIETY



The 1990 Wadden Sea agreement allows for institutions to be designated to 'take' 'diseased or weakened or evidently abandoned suckling seals' for either euthanasia or rehabilitation and subsequent release. The 'Leeuwarden Declaration' (LD s. 60) 1994 agreed 'to reduce the taking of seals to the lowest level possible', since it was considered that such taking was not necessary to maintain the population and could even have negative effects on seal population ecology.

## No. pups with umbilical stub reported stranded in SSRC database



Even so, numbers of newborn harbour seal pups taken into human care in recent years, appears to have been increasing, especially since about 1994 (Osinga et al. 2011), with substantial numbers of post-neonatal pups also being taken. Over the 5-year period 2000–2005, a total of 2033 seals (mostly pups) were taken for rehabilitation, including 792 (15% total pup production) in the Netherlands (Reijnders et al., 2009). These numbers have since risen in the Netherlands to over 200-300 in some years. The reason for this extremely high stranding rate of pups is not clear, but is a matter of grave concern. It is coincidental with the increase in pupping rate but also with apparent increased food availability resulting in earlier pupping. Disturbance has been suggested as a possible contributory cause of the strandings (Osinga et al., 2012), although this has not been confirmed.

## References

Härkönen, T, Dietz, R., Reijnders, P, Teilmann, J, Harding, K, Hall, A, Brasseur, S, Siebet, U., Goodman, SJ, Jepson,PD,Rasmussen TD & Thompson, P. 2006. A review of the 1988 and 2002 phocine distemper virus epidemics in European harbour seals. *Dis. Aquat. Org.* 68: 115–130.

Osinga, N, Pen, I, de Haes, U, & Brakefield, PM. 2011. Evidence for a progressively earlier pupping season of the common seal (*Phoca vitulina*) in the Wadden Sea. *J. Mar. Biol. Ass. UK.* Doi:10.1017/S0025315411000592.

Osinga, N, Nussbaum, SB, Brakefield, PM & de Haes, HAU. 2012. Response of common seals (*Phoca vitulina*) to human disturbances in the Dollard estuary of the Wadden Sea. *Mamm. Biol.* In press.

Osinga, N, Shahi Fardous, M.M., Morick, D., Garcia Hartmann, M., Ulloa, JA., Vedder, L., Udo de Haes, H.A., Brakefield, P.M., Osterhaus, A.D.M.E. & Kuiken, T. 2012. Patterns of stranding and mortality in common seals (*Phoca vitulina*) and grey seals (*Halichoerus grypus*) in the Netherlands between 1979 and 2008. *J. Comp. Path.* In press.

Reijnders, PJH. 1982. On the ecology of the harbour seal *Phoca vitulina* in the Wadden Sea: population dynamics, residue levels and management. *Vet. Quat.* 4(1):36–42.

Reinders, PJH. 1986. Reproductive failure in common seals feeding on fish from polluted coastal waters. *Nature* 324(4): 456–457.

Ries, EH, Hiby, LR & Reijnders, PJH. 1998. Maximum likely population size estimation of harbour seals in the Dutch Wadden Sea based on a mark-recapture experiment. *J. Anim. Ecol.* 35: 332–339.



**SEAL**  
CONSERVATION  
SOCIETY



Reijnders, PJH, Ries, EH, Tougaard, S, Nørgaard, Heidemann, G, Schwarz, J, Vareschi, E & Traut, I. 1998. Population development of harbour seals *Phoca vitulina* in the Wadden Sea after the 1988 virus epizootic. *J. Sea Res.* 38(1–2): 161–168

Reijnders, PJH., Brasseur, SMJM, Borchardt, T, Camphuysen, K, Czeck, R, Gilles, A, Jensen, LF, Leopold, M, Lucke K, Ramdohr, S, Scjeidat, M, Siebert, U & Teilman, J. 2009. Wadden Sea Ecosystem No. 5. Quality status report 2009, Thematic report no. 20 Marine Mammals. Common Wadden Sea Secretariat Trilateral Monitoring and Assessment Group. <http://www.waddensea-secretariat.org/QSR-2009/20-Marine-Mammals-%2810-03-05%29.pdf>

Reijnders, PJH, Brasseur, SMJM & Meesters, EHWG. 2010. Earlier pupping in harbour seals, *Phoca vitulina*. *Biol. Lett.* Doi:101098/rsbl.2012.0468. [www.rsbl.royalsocietypublishing.org](http://www.rsbl.royalsocietypublishing.org)

Toorn, J van der. 1996. Seal Rehabilitation in the Netherlands: past, present and future. *Soundings* 21(3): 16–17. <http://www.rosmarus.com/Download/SEALREHA.pdf>

Thompson, D. 2011. Distribution and abundance of harbour seals (*Phoca vitulina*) during the breeding season in the Wash, 2001-2010. SCOS Advice 2011, 11/04

Witte, RH, Wolf, PA, Zandstra, H, Baptist, HJM. 1998. Zeehonden in de Delta. Rapport RIKZ – 98.010. Rijksinstituut voor Kust en Zee/RIKZ. ISBN 90-369-3462-1.

Wolff, WJ. 2005. The exploitation of living resources in the Dutch Wadden Sea: a historical overview. *Helgoland Marine Res.* 9(1): 31–38. DOI:10.1007/s1012-004-0204-4